

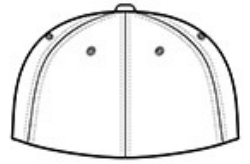


A traditional baseball cap look in a wool blend with comfortable stretch and the Flexfit fit.

- Fabric: 83/15/2 acrylic/wool/spandex
- Structure: Structured
- Profile: Mid
- Closure: Stretch fit




front



back

HOW TO MEASURE




HATS

Measure the circumference around the head, above the eyebrow and at the widest part of the head.
Divide number by 3.14 for hat size.

SIZE CHART

	S/M	L/XL
Hat Size	6 3/4 - 7 1/4	7 1/8 - 7 5/8

COLOR INFORMATION

							
Black PMS NTR BLACK	Dark Navy PMS 433 C	Grey PMS 425 C	Khaki PMS NO MATCH	Light Heather Grey PMS HEATHERED	Navy PMS 2768 C	Red PMS 200 C	Royal PMS 2756 C